



Prudence - Transparency - Integrity - Value

5th Floor, Twed Towers
Plot 10, Kafu Road, Nakasero
P.O. Box 7501,
KAMPALA, Uganda
T: +256 (0)414 257072/0312 229009
F: +256 (0)414 257071
E: info@roadfund.ug
W: www.roadfund.ug

Our ref: URF/FIN/REL/DUCAR/001/21-22

Date: 21st July 2021

**The Accounting Officer,
DISTRICT LOCAL GOVERNMENTS**

**The Accounting Officer,
CITY COUNCILS**

**The Accounting Officer,
MUNICIPAL LOCAL GOVERNMENTS**

**RELEASE OF FUNDS TO ROAD FUND DESIGNATED AGENCIES FOR MAINTENANCE
OF DISTRICT AND URBAN ROADS IN QUARTER 1 OF FY 2021/22**

The Uganda Road Fund herewith disburses funds to Local Governments for the maintenance of various categories of public roads in Q1 of FY 2021/22. The Q1-2021/22 release has been significantly scaled down due suppression of the budgets for MDAs by upto 41.2% due COVID-19 related challenges as explained in the letter from PS/ST to all Accounting Officers (Ref: MET. 50/268/01 dated 2nd July 2021). The summary of the funds released to District Local Governments including the Town Councils, Cities and Municipal Councils; and their corresponding physical outputs are shown in the attached Table B.1 and Table B.2 for the maintenance of the DUCAR network.

- Table B.1: Release of Ushs 12,369,451,910 to 135 Districts **including** their Town Councils (Votes 501-628) as Annex 1.
- Table B.2: Release of Ushs 1,629,603,404 to 10 Cities as Annex 2.
- Table B.2: Release of Ushs 3,223,709,183 to 31 Municipalities as Annex 2.

The disbursement is made on authority of Board enshrined in Section 14 of the Uganda Road Fund Act 2008. The funds are released against the workplan you provided and annexed to your FY 2021/22 Performance Agreement.

The Q1 funds disbursed to you should be deployed to improve conditions of the network by use of force account to immediately implement the works schedule in your respective programs in line with the **Force Account Guidelines – August 2017.**





Please note: Accounting Officers should ensure that Road Maintenance Funds are not lost through garnishment by Uganda Revenue Authority (URA), diversion or corrupt practices.

May you kindly note the following:

- a) The funds disbursed constitute the first tranche of the Financial Year fixed at 15.63% of the annual budget of DUCAR for Districts/Municipalities.
- b) The Chief Administrative Officers (CAOs) of the respective District Local Governments (DLGs) should urgently transfer the funds for the Town Councils under their Votes **expeditiously and intact** as indicated in Table B.1. The funds for maintenance of district roads should be transferred to the Works Account immediately. The CAOs remain accountable to the URF for funds so transferred to sub agencies as agreed in the Performance Agreements.
- c) Agencies should implement road maintenance works on only road schemes approved in the already signed Performance agreements between DAs and URF.
- d) Agencies should refer to the URF budget guidelines for FY 2021/22 available on the URF website www.roadfund.ug. for guidance during implementation of their annual road maintenance programme.
- e) The operational guidelines show the eligible expenditure heads and accountability procedures among others. Particularly agencies should desist from diversion of funds and expenditures on capital expenditures.
- f) **Each DUCAR designated agency shall apply its available ceiling as per my guidance in circular ref: URF/DLGs/COR/005/21 dated 21/07/2021 giving a schedule of priority areas for implementation of Q1-2021/22 works (copy attached).**
- g) Members of the District Roads Committee and Resident District Commissioners should play their oversight role and ensure that the Q1-2021/22 funds released are properly utilized as per approved agency road maintenance programmes.
- h) Each designated agency within the boundary of the district is responsible for meeting costs of participation of its categories of members scheduled in Section 25 (2) of the URF Act in the District Roads Committee forum.
- i) The DLGs together with urban local authorities within its boundaries designated as independent agencies of the Road Fund shall each expend not more than 4.5% of Q1-2021/22 maintenance funds as operational costs including for District Roads Committee costs. These operational costs should be pegged to particular road schemes.

[Handwritten signature]
22/7/22



- j) Mechanical Imprest Funds are part of the Q1-2021/22 funds released which can be utilized upto a maximum of 15% as per your FY 2021/22 Annual workplan already submitted to URF. The mechanical imprest funds should be utilized for handling only minor equipment repairs/maintenance services for both the old and new road equipment. Major repairs (such as engine overhaul, replacement of major parts, etc) should be undertaken at the Regional Mechanical Workshops of Bugembe, Mbarara and Gulu. Ministry of Works and Transport has made provisions for these facilities.
- k) Accountability of the use of these funds by the designated agencies to the Road Fund shall remain the responsibility of the Accounting Officer of the Designated Agency.
- l) Agencies should immediately provide general receipts to URF as soon as funds are received without further prompting.
- m) The Uganda Road Fund as a “financier” of Road Maintenance in Uganda holds accountable the respective Accounting Officers on delivering on the agreed Workplans for Q1 of FY 2021/22.
- n) **All the available funds so far received by URF have been allocated and agencies should not expect any additional releases during the quarter.**
- o) The Uganda Road Fund remains committed to the core principles of Prudence, Transparency, Integrity and value.

Dr. Eng. Andrew Naimanye

Ag. EXECUTIVE DIRECTOR/SECRETARY TO THE BOARD




- c.c. Permanent Secretary/Secretary to the Treasury
- c.c. Permanent Secretary, Ministry of Works and Transport
- c.c. Permanent Secretary, Ministry of Local Government
- c.c. Accountant General, Ministry of Finance, Planning and Economic Development
- c.c. Chairperson, Uganda Road Fund Board
- c.c. The Director Budget, Ministry of Finance Planning and Economic Development
- c.c. Chairpersons, District Roads Committees
- c.c. Area Members of Parliament
- c.c. Resident District Commissioners


**Road Maintenance Outputs and Funds Released
to District Local Governments for Qtr 1 FY 2021/22**

Table B.1 : Releases of Funds to District Local Governments for Road Maintenance in Q1 FY 2021/22

Vote	Designated Agency	IPF (UGX) FY 2021/22	Planned Road Maintenance Outputs in Q1 FY 2021/22'					Q1 Released
			Routine Manual (Km)	Routine Mechanised (Km)	Periodic (Km)	Culverts (Nos)	Bridges (No.)	
501	Adjumani Dist. Rds	754,827,026						117,945,053
501	Adjumani T. C.	154,378,280						24,122,287
501	Adjumani CARs	103,878,487						-
501 Total		1,013,083,793	0.00	0.00	0.00	0.00	0.00	142,067,341
502	Apac Dist. Rds	445,747,539						69,650,020
502	Apac CARs	67,034,913						-
502 Total		512,782,452	0.00	0.00	0.00	0.00	0.00	69,650,020
503	Arua Dist. Rds	253,613,790						39,628,274
503	Arua CARs	63,391,616						-
503 Total		317,005,406	0.00	0.00	0.00	0.00	0.00	39,628,274
504	Bugiri Dist. Rds	838,009,941		58.90				130,942,751
504	Bugiri CARs	181,598,465						-
504 Total		1,019,608,406	0.00	58.90	0.00	0.00	0.00	130,942,751
505	Bundibugyo Dist. Rds	422,867,779						66,074,956
505	Bundibugyo T. C.	334,584,134						52,280,247
505	Nyahuka T. C.	117,911,861						18,424,249
505	Ntandi T. C.	39,701,298						6,203,503
505	Busunga T. C.	39,701,298						6,203,503
505	Buganikire T. C.	39,701,298						6,203,503
505	Butama-Mitunda T. C.	39,701,298						6,203,503
505	Bundibugyo CARs	94,934,717						-
505 Total		1,129,103,683	0.00	0.00	0.00	0.00	0.00	161,593,464
506	Bushenyi Dist. Rds	458,169,208		18.00		126.00		71,590,960
506	Kyanmuhanga T. C.	39,701,298		4.90				6,203,503
506	Rwentuha T. C.	63,996,140		2.80				9,999,679
506	Bushenyi CARs	90,557,009						-
506 Total		652,423,655	0.00	25.70	0.00	126.00	0.00	87,794,143
507	Busia Dist. Rds	358,804,281						56,064,752
507	Busia CARs	109,332,859						-


22/7/22

Vote	Designated Agency	IPF (UGX) FY 2021/22	Planned Road Maintenance Outputs in Q1 FY 2021/22					Q1 Released
			Routine Manual (Km)	Routine Mechanised (Km)	Periodic (Km)	Culverts (Nos)	Bridges (No.)	
507 Total		468,137,140	0.00	0.00	0.00	0.00	0.00	56,064,752
508	Gulu Dist. Rds	422,203,908						65,971,223
508	Gulu CARs	55,101,853						-
508 Total		477,305,761	0.00	0.00	0.00	0.00	0.00	65,971,223
509	Hoima Dist. Rds	360,089,101	342.40	0.00				56,265,511
509	Kigorobya T. C.	96,740,079	44.00	0.00				15,116,064
509	Hoima CARs	86,959,725						-
509 Total		543,788,906	386.40	0.00	0.00	0.00	0.00	71,381,575
510	Iganga Dist. Rds	350,717,435						54,801,147
510	Iganga CARs	132,096,169						-
510 Total		482,813,605	0.00	0.00	0.00	0.00	0.00	54,801,147
511	Jinja Dist. Rds	590,266,640	148.30	10.20	0.00			92,231,767
511	Bugembe T. C.	168,560,671						26,338,349
511	Buwenge T. C.	125,926,109	31.75	2.10				19,676,510
511	Kakira T. C.	110,538,799	21.00					17,272,175
511	Jinja CARs	161,806,795						-
511 Total		1,157,099,015	201.05	12.30	0.00	0.00	0.00	155,518,801
512	Kabale Dist. Rds	270,872,664						42,325,049
512	Katuna T. C.	123,933,991						19,365,233
512	Ryakarimira T. C.	39,701,298						6,203,503
512	Kabale CARs	49,543,878						-
512 Total		484,051,832	0.00	0.00	0.00	0.00	0.00	67,893,785
513	Kabarole Dist. Rds	393,371,354	105.31	34.30				61,466,010
513	Karago T. C.	92,591,453	37.20					14,467,823
513	Kijura T. C.	111,535,163	22.30		0.00	7.00		17,427,861
513	Kiko T. C.	107,732,297	28.60		0.00			16,833,647
513	Mugusu T. C.	39,701,298	19.00	0.00		18.00		6,203,503
513	Kabarole CARs	102,119,127						-
513 Total		847,050,692	212.41	34.30	0.00	25.00	0.00	116,398,844
514	Kaberamaido Dist. Rds	164,599,894						25,719,460
514	Kaberamaido T. C.	98,794,447						15,437,068
514	Kaberamaido CARs	54,583,988						-
514 Total		317,978,329	0.00	0.00	0.00	0.00	0.00	41,156,528


22/7/21

Vote	Designated Agency	IPF (UGX) FY 2021/22	Planned Road Maintenance Outputs in Q1 FY 2021/22					Q1 Released
			Routine Manual (Km)	Routine Mechanised (Km)	Periodic (Km)	Culverts (Nos)	Bridges (No.)	
515	Kalangala Dist. Rds	382,835,515	47.00	38.00				59,819,738
515	Kalangala T. C.	92,380,859	17.00	5.20				14,434,917
515	Kalangala CARs	67,110,221	69.50					-
515 Total		542,326,596	133.50	43.20	0.00	0.00	0.00	74,254,655
517	Kamuli Dist. Rds	714,134,753						111,586,706
517	Kamuli CARs	168,948,800						-
517 Total		883,083,553	0.00	0.00	0.00	0.00	0.00	111,586,706
518	Kamwenge Dist. Rds	311,500,065						48,673,260
518	Kamwenge T. C.	115,117,214						17,987,573
518	Kahunge T. C.	54,910,268						8,579,972
518	Nkoma-Katalyeba T. C.	39,701,298						6,203,503
518	Kamwenge CARs	96,074,402						-
518 Total		617,303,248	0.00	0.00	0.00	0.00	0.00	81,444,307
519	Kanungu Dist. Rds	427,360,045						66,776,893
519	Butogota T. C.	89,706,982						14,017,112
519	Kambuga T. C.	85,775,844						13,402,854
519	Kanungu T. C.	116,600,544						18,219,349
519	Kihihi T. C.	129,000,677						20,156,925
519	Kanungu CARs	75,951,048						-
519 Total		924,395,140	0.00	0.00	0.00	0.00	0.00	132,573,133
520	Kapchorwa Dist. Rds	244,295,640	20.10	3.00				38,172,272
520	Kapchorwa CARs	48,730,929		13.00				-
520 Total		293,026,569	20.10	16.00	0.00	0.00	0.00	38,172,272
521	Kasese Dist. Rds	955,926,069						149,367,666
521	Hima T. C.	168,059,537						26,260,044
521	Katwe-Kabatoro T. C.	366,016,555						57,191,702
521	Mpondwe-Lhubiriha T. C.	125,505,520						19,610,791
521	Kisinga T. C.	39,701,298						6,203,503
521	Rugendabara-Kikongo T. C.	39,701,298						6,203,503
521	Kinyamaseke T. C.	39,701,298						6,203,503
521	Kasese CARs	214,222,608						-
521 Total		1,948,834,185	0.00	0.00	0.00	0.00	0.00	271,040,713
522	Katakwi Dist. Rds	322,787,501		4.00				50,436,971

[Handwritten Signature]
22/7/24

Vote	Designated Agency	IPF (UGX) FY 2021/22	Planned Road Maintenance Outputs in Q1 FY 2021/22					Q1 Released
			Routine Manual (Km)	Routine Mechanised (Km)	Periodic (Km)	Culverts (Nos)	Bridges (No.)	
522	Katakwi T. C.	101,746,737	25.00		0.20			15,898,377
522	Katakwi CARs	72,192,836						-
522 Total		496,727,074	25.00	4.00	0.20	0.00	0.00	66,335,348
523	Kayunga Dist. Rds	638,871,326						99,826,464
523	Kayunga T. C.	144,750,920						22,617,970
523	Kayunga CARs	128,708,086						-
523 Total		912,330,333	0.00	0.00	0.00	0.00	0.00	122,444,434
524	Kibaale Dist. Rds	222,932,885						34,834,247
524	Kibaale T. C.	112,289,542						17,545,736
524	Kibaale CARs	48,523,945						-
524 Total		383,746,372	0.00	0.00	0.00	0.00	0.00	52,379,983
525	Kiboga Dist. Rds	567,474,260						88,670,357
525	Bukomero T. C.	129,506,864						20,236,019
525	Kiboga T. C.	105,249,106						16,445,637
525	Lwamata T. C.	39,701,298						6,203,503
525	Kiboga CARs	77,328,958						-
525 Total		919,260,487	0.00	0.00	0.00	0.00	0.00	131,555,516
526	Kisoro Dist. Rds	406,544,820	76.80	18.00				63,524,422
526	Rubuguri T. C.	39,701,298	6.13	0.00				6,203,503
526	Kisoro CARs	103,283,837			0.00			-
526 Total		549,529,955	82.93	18.00	0.00	0.00	0.00	69,727,925
527	Kitgum Dist. Rds	574,494,252						89,767,262
527	Kitgum CARs	138,096,246						-
527 Total		712,590,498	0.00	0.00	0.00	0.00	0.00	89,767,262
528	Kotido Dist. Rds	278,147,905	0.00	7.83				43,461,837
528	Kotido CARs	53,028,239						-
528 Total		331,176,144	0.00	7.83	0.00	0.00	0.00	43,461,837
529	Kumi Dist. Rds	555,701,892	304.00	20.60	9.00			86,830,873
529	Kumi CARs	97,357,488						-
529 Total		653,059,380	304.00	20.60	9.00	0.00	0.00	86,830,873
530	Kyenjojo Dist. Rds	565,029,581						88,288,365
530	Butunduzi T. C.	116,633,764						18,224,540
530	Katooke T. C.	111,222,367						17,378,986

[Handwritten signature]
22/1/21

Vote	Designated Agency	IPF (UGX) FY 2021/22	Planned Road Maintenance Outputs in Q1 FY 2021/22'					Q1 Released
			Routine Manual (Km)	Routine Mechanised (Km)	Periodic (Km)	Culverts (Nos)	Bridges (No.)	
530	Kyarusozi T. C.	106,130,428						16,583,348
530	Kyenjojo T. C.	160,336,457						25,053,279
530	Kyamutunzi T. C.	39,701,298						6,203,503
530	Kyenjojo CARs	158,349,777						-
530 Total		1,257,403,673	0.00	0.00	0.00	0.00	0.00	171,732,021
531	Lira Dist. Rds	498,004,813		32.70				77,815,449
531	Lira CARs	138,459,561						-
531 Total		636,464,374	0.00	32.70	0.00	0.00	0.00	77,815,449
532	Luwero Dist. Rds	602,551,560						94,151,340
532	Bombo T. C.	159,929,680						24,989,718
532	Luwero T. C.	175,496,665						27,422,128
532	Wobulenzi T. C.	146,978,223						22,965,996
532	Luwero CARs	219,880,881						-
532 Total		1,304,837,009	0.00	0.00	0.00	0.00	0.00	169,529,182
533	Masaka Dist. Rds	412,315,581						64,426,129
533	Masaka CARs	112,047,352						-
533 Total		524,362,934	0.00	0.00	0.00	0.00	0.00	64,426,129
534	Masindi Dist. Rds	473,983,709						74,062,046
534	Masindi CARs	112,819,001						-
534 Total		586,802,710	0.00	0.00	0.00	0.00	0.00	74,062,046
535	Mayuge Dist. Rds	662,456,122	114.90	6.60				103,511,692
535	Mayuge T. C.	122,811,376	8.24	1.60				19,189,819
535	Magamaga T. C.	39,701,298		0.36				6,203,503
535	Mayuge CARs	182,917,204						-
535 Total		1,007,886,000	123.14	8.56	0.00	0.00	0.00	128,905,014
536	Mbale Dist. Rds	568,631,821	35.38	22.47	0.00			88,851,231
536	Nakaloke T. C.	102,026,899	5.33	11.60				15,942,153
536	Nabumali T. C.	39,701,298	4.50	0.00				6,203,503
536	Busiu T. C.	39,701,298	7.25	0.00	0.00			6,203,503
536	Nawuyo T. C.	39,701,298	0.00	1.00				6,203,503
536	Mbale CARs	194,890,843	0.00	0.00	0.00	0.00		-
536 Total		984,653,458	52.46	35.07	0.00	0.00	0.00	123,403,893
537	Mbarara Dist. Rds	451,281,301	224.00	25.00		42.00		70,514,695

[Signature]
22/7/21

Vote	Designated Agency	IPF (UGX) FY 2021/22	Planned Road Maintenance Outputs in Q1 FY 2021/22					Q1 Released
			Routine Manual (Km)	Routine Mechanised (Km)	Periodic (Km)	Culverts (Nos)	Bridges (No.)	
537	Mbarara CARs	112,187,464						
537 Total		563,468,765	224.00	25.00	0.00	42.00	0.00	70,514,695
538	Moroto Dist. Rds	258,698,554	110.00		0.00			40,422,791
538	Moroto CARs	70,182,689		0.00	0.00			
538 Total		328,881,244	110.00	0.00	0.00	0.00	0.00	40,422,791
539	Moyo Dist. Rds	389,738,585						60,898,373
539	Moyo T. C.	180,498,329						28,203,660
539	Moyo CARs	116,016,300						
539 Total		686,253,213	0.00	0.00	0.00	0.00	0.00	89,102,034
540	Mpigi Dist. Rds	558,781,722						87,312,110
540	Mpigi T. C.	192,511,623						30,080,790
540	Mpigi CARs	108,265,862						
540 Total		859,559,206	0.00	0.00	0.00	0.00	0.00	117,392,900
541	Mubende Dist. Rds	527,562,366	87.48	64.20		3.00		82,433,947
541	Kasambya T. C.	39,701,298	1.60	2.20				6,203,503
541	Mubende CARs	118,260,924						
541 Total		685,524,589	89.08	66.40	0.00	3.00	0.00	88,637,450
542	Mukono Dist. Rds	839,043,029						131,104,175
542	Mukono CARs	187,871,726						
542 Total		1,026,914,755	0.00	0.00	0.00	0.00	0.00	131,104,175
543	Nakapiripirit Dist. Rds	266,788,243						41,686,840
543	Nakapiripirit T. C.	85,803,504						13,407,176
543	Nakapiripirit CARs	71,391,527						
543 Total		423,983,274	0.00	0.00	0.00	0.00	0.00	55,094,016
544	Nakasongola Dist. Rds	545,669,093						85,263,203
544	Kakooge T. C.	134,779,929						21,059,959
544	Migeera T. C.	93,262,278						14,572,642
544	Nakasongola T. C.	98,629,461						15,411,288
544	Nakasongola CARs	91,531,598						
544 Total		963,872,360	0.00	0.00	0.00	0.00	0.00	136,307,093
545	Nebbi Dist. Rds	388,435,661	69.48	21.00				60,694,786
545	Nebbi CARs	83,469,041	0.00					
545 Total		471,904,702	69.48	21.00	0.00	0.00	0.00	60,694,786

[Handwritten Signature]
22/7/21

Vote	Designated Agency	IPF (UGX) FY 2021/22	Planned Road Maintenance Outputs in Q1 FY 2021/22'					Q1 Released
			Routine Manual (Km)	Routine Mechanised (Km)	Periodic (Km)	Culverts (Nos)	Bridges (No.)	
546	Ntungamo Dist. Rds	742,936,434						116,087,096
546	Kitwe T. C.	110,637,545						17,287,605
546	Rubare T. C.	104,077,464						16,262,563
546	Rwashameire T. C.	92,098,956						14,390,868
546	Kagarama T. C.	39,701,298						6,203,503
546	Nyamunuka T. C.	39,701,298						6,203,503
546	Ntungamo CARs	173,383,995						-
546 Total		1,302,536,991	0.00	0.00	0.00	0.00	0.00	176,435,138
547	Pader Dist. Rds	566,647,041	491.28	0.00				88,541,100
547	Pader T. C.	122,396,912	28.51		0.46			19,125,058
547	Pader CARs	97,584,509						-
547 Total		786,628,462	519.79	0.00	0.46	0.00	0.00	107,666,158
548	Pallisa Dist. Rds	326,139,463						50,960,730
548	Pallisa T. C.	156,683,920						24,482,554
548	Pallisa CARs	118,160,946						-
548 Total		600,984,330	0.00	0.00	0.00	0.00	0.00	75,443,284
549	Rakai Dist. Rds	695,386,713	69.00	18.00				108,657,242
549	Rakai T. C.	95,268,656			2.00			14,886,148
549	Rakai CARs	140,952,549						-
549 Total		931,607,918	69.00	18.00	2.00	0.00	0.00	123,543,390
550	Rukungiri Dist. Rds	515,077,448	25.00	22.00				80,483,124
550	Kebisoni T. C.	39,701,298	3.98		3.60			6,203,503
550	Buyanja T. C.	42,400,735	2.70			7.00		6,625,302
550	Rwerere T. C.	39,701,298	1.10					6,203,503
550	Bikurungu T. C.	39,701,298	1.35		2.00			6,203,503
550	Rukungiri CARs	139,744,860						-
550 Total		816,326,937	34.13	22.00	5.60	7.00	0.00	105,718,935
551	Sembabule Dist. Rds	592,264,729			44.70	221.00		92,543,977
551	Matete T. C.	100,479,214		2.50	0.00			15,700,321
551	Sembabule T. C.	96,921,587	4.69	1.58		14.00		15,144,426
551	Sembabule CARs	138,541,537						-
551 Total		928,207,067	4.69	4.08	44.70	235.00	0.00	123,388,723
552	Sironko Dist. Rds	462,213,786	242.00	13.00	3.30			72,222,943

[Signature]
22/7/21

Vote	Designated Agency	IPF (UGX) FY 2021/22	Planned Road Maintenance Outputs in Q1 FY 2021/22					Q1 Released
			Routine Manual (Km)	Routine Mechanised (Km)	Periodic (Km)	Culverts (Nos)	Bridges (No.)	
552	Budadiri T. C.	102,550,089	22.30	1.56	0.60			16,023,904
552	Sironko T. C.	122,187,273	32.00	1.04	0.00	45.00		19,092,300
552	Sironko CARs	116,499,398						-
552 Total		803,450,545	296.30	15.60	3.90	45.00	0.00	107,339,148
553	Soroti Dist. Rds	479,319,138						74,895,730
553	Soroti CARs	119,387,958						-
553 Total		598,707,096	0.00	0.00	0.00	0.00	0.00	74,895,730
554	Tororo Dist. Rds	702,215,702	529.30	64.10	42.00			109,724,302
554	Malaba T. C.	105,154,880	33.40	6.50	0.00			16,430,914
554	Nagongera T. C.	126,768,360	0.00	2.90	1.10			19,808,116
554	Tororo CARs	179,576,214	0.00	0.00				-
554 Total		1,113,715,156	562.70	73.50	43.10	0.00	0.00	145,963,331
555	Wakiso Dist. Rds	2,646,441,362	400.00	47.10	0.00	0.00		413,518,140
555	Kakiri T. C.	127,156,699	3.80	0.00	0.80			19,868,795
555	Masulita T. C.	108,007,401	0.00	5.50	0.00			16,876,633
555	Namayumba T. C.	110,178,211	5.00	2.80				17,215,832
555	Wakiso T. C.	343,203,925	12.00					53,627,128
555	Kajjansi T. C.	211,345,277	12.10	8.60				33,023,632
555	Kyengera T. C.	240,187,408		5.50				37,530,342
555	Kasangati T. C.	239,129,609	13.10	1.50	3.50			37,365,057
555	Katabi T. C.	177,503,697	20.00	13.30	1.30			27,735,736
555	Kasanje T. C.	48,721,341	10.00		1.50			7,612,925
555	Wakiso CARs	370,906,005						-
555 Total		4,622,780,935	476.00	84.30	7.10	0.00	0.00	664,374,218
556	Yumbe Dist. Rds	458,199,729	200.50	18.20		7.00		71,595,729
556	Yumbe T. C.	325,630,157	39.90	10.00		21.00		50,881,149
556	Yumbe CARs	259,194,444						-
556 Total		1,043,024,330	240.40	28.20	0.00	28.00	0.00	122,476,878
557	Butaleja Dist. Rds	332,072,194						51,887,746
557	Busolwe T. C.	119,780,992						18,716,309
557	Butaleja T. C.	102,419,599						16,003,514
557	Butaleja CARs	77,897,790						-
557 Total		632,170,576	0.00	0.00	0.00	0.00	0.00	86,607,568

[Signature]
22/7/22

Vote	Designated Agency	IPF (UGX) FY 2021/22	Planned Road Maintenance Outputs in Q1 FY 2021/22'					Q1 Released
			Routine Manual (Km)	Routine Mechanised (Km)	Periodic (Km)	Culverts (Nos)	Bridges (No.)	
558	Ibanda Dist. Rds	344,145,593	135.60	19.80				53,774,267
558	Igorora T. C.	98,587,170	21.14	4.60		12.00		15,404,680
558	Ishongororo T. C.	165,466,858	71.60	9.70		0.00		25,854,927
558	Rushango T. C.	114,290,994	41.82	7.31		1.00		17,858,472
558	Rwenkobwa T. C.	39,701,298	160.00	2.00				6,203,503
558	Ibanda CARs	126,888,036		0.00				-
558 Total		889,079,951	430.16	43.41	0.00	13.00	0.00	119,095,850
559	Kaabong Dist. Rds	321,511,063		12.00				50,237,522
559	Kaabong T. C.	142,257,324	4.91	2.00	1.20			22,228,334
559	Kaabong CARs	62,672,968						-
559 Total		526,441,355	4.91	14.00	1.20	0.00	0.00	72,465,857
560	Isingiro Dist. Rds	669,981,496	560.00	32.00	0.00	0.00		104,687,565
560	Isingiro T. C.	165,672,021	103.40	0.00	0.00	0.00		25,886,984
560	Kaberebere T. C.	109,997,284	40.75	3.00	2.00	10.00		17,187,561
560	Kabuyanda T. C.	109,790,069	41.00	0.00	0.00	0.00		17,155,183
560	Endiinzi T. C.	39,701,298	49.00	0.00	0.00	0.00		6,203,503
560	Isingiro CARs	145,009,204						-
560 Total		1,240,151,373	794.15	35.00	2.00	10.00	0.00	171,120,796
561	Kaliro Dist. Rds	420,346,331						65,680,969
561	Kaliro T. C.	107,665,620						16,823,228
561	Kaliro CARs	66,300,891						-
561 Total		594,312,842	0.00	0.00	0.00	0.00	0.00	82,504,197
562	Kiruhura Dist. Rds	299,023,788						46,723,786
562	Kiruhura T. C.	133,711,199						20,892,965
562	Sanga T. C.	131,550,173						20,555,295
562	Kiruhura CARs	76,475,661						-
562 Total		640,760,821	0.00	0.00	0.00	0.00	0.00	88,172,046
563	Koboko Dist. Rds	327,064,728						51,105,307
563	Koboko CARs	98,697,135						-
563 Total		425,761,863	0.00	0.00	0.00	0.00	0.00	51,105,307
564	Amolator Dist. Rds	336,109,063						52,518,524
564	Amolatar T. C.	122,246,882						19,101,615
564	Namasale T. C.	91,069,192						14,229,963

[Handwritten signature]
22/7/24


Vote	Designated Agency	IPF (UGX) FY 2021/22	Planned Road Maintenance Outputs in Q1 FY 2021/22*					Q1 Released
			Routine Manual (Km)	Routine Mechanised (Km)	Periodic (Km)	Culverts (Nos)	Bridges (No.)	
564	Amolator CARs	87,349,648						-
564 Total		636,774,785	0.00	0.00	0.00	0.00	0.00	85,850,102
565	Amuria Dist. Rds	235,937,738	119.00	0.00	0.00			36,866,313
565	Amuria T. C.	101,230,732	4.78	0.00	0.00			15,817,749
565	Amuria CARs	91,076,090						-
565 Total		428,244,560	123.78	0.00	0.00	0.00	0.00	52,684,061
566	Manafwa Dist. Rds	196,009,013	0.00	12.00	0.00	1.00		30,627,273
566	Manafwa T. C.	125,918,909	0.00	13.00	0.00	0.00		19,675,385
566	Buwangani T. C.	39,701,298	11.30	0.00	0.00	0.00		6,203,503
566	Buyinza T. C.	39,701,298	0.00	0.00	0.00	0.00		6,203,503
566	Manafwa CARs	56,574,195	11.30	0.00	0.00	0.00		-
566 Total		457,904,714	22.60	25.00	0.00	1.00	0.00	62,709,664
567	Bukwo Dist. Rds	231,436,377	7.50	23.00		63.00		36,162,955
567	Bukwo T. C.	89,850,985						14,039,613
567	Bukwo CARs	45,380,303						-
567 Total		366,667,665	7.50	23.00	0.00	63.00	0.00	50,202,568
568	Mityana Dist. Rds	523,930,802						81,866,499
568	Busunju T. C.	39,701,298						6,203,503
568	Mityana CARs	114,382,068						-
568 Total		678,014,168	0.00	0.00	0.00	0.00	0.00	88,070,003
569	Nakaseke Dist. Rds	519,464,464						81,168,615
569	Kiwoko T. C.	97,193,694						15,186,943
569	Nakaseke - Butalangu T. C.	97,621,089						15,253,726
569	Nakaseke T. C.	90,475,193						14,137,148
569	Ngoma T. C.	92,247,073						14,414,012
569	Semuto T. C.	106,369,142						16,620,648
569	Nakaseke CARs	117,715,983						-
569 Total		1,121,086,637	0.00	0.00	0.00	0.00	0.00	156,781,092
570	Amuru Dist. Rds	334,857,825	301.89	0.00	11.19			52,323,013
570	Amuru T. C.	145,071,752	20.90	0.00	0.00			22,668,101
570	Amuru CARs	116,095,640	0.00	0.00	0.00			-
570 Total		596,025,216	322.79	0.00	11.19	0.00	0.00	74,991,114
571	Budaka Dist. Rds	363,623,090	283.00	4.15	2.03		1.00	56,817,712

[Handwritten signature]
22/7/24

Vote	Designated Agency	IPF (UGX) FY 2021/22	Planned Road Maintenance Outputs in Q1 FY 2021/22'					Q1 Released
			Routine Manual (Km)	Routine Mechanised (Km)	Periodic (Km)	Culverts (Nos)	Bridges (No.)	
571	Budaka T. C.	144,458,181	17.57	3.25	1.75			22,572,228
571	Budaka CARs	73,800,880		10.68				-
571 Total		581,882,150	300.57	18.08	3.78	0.00	1.00	79,389,940
572	Oyam Dist. Rds	428,862,126	0.00	39.00	0.00			67,011,599
572	Oyam T. C.	129,702,544	6.66	0.00	0.00			20,266,595
572	Oyam CARs	144,436,568	0.00		0.00			-
572 Total		703,001,238	6.66	39.00	0.00	0.00	0.00	87,278,194
573	Abim Dist. Rds	252,247,759	162.00					39,414,825
573	Abim T. C.	122,755,262						19,181,051
573	Abim CARs	62,019,782						-
573 Total		437,022,803	162.00	0.00	0.00	0.00	0.00	58,595,877
574	Namutumba Dist. Rds	371,095,587	263.80	11.50				57,985,323
574	Namutumba T. C.	115,908,012	20.00	3.40				18,111,138
574	Namutumba CARs	108,754,663	0.00	0.00				-
574 Total		595,758,262	283.80	14.90	0.00	0.00	0.00	76,096,461
575	Dokolo Dist. Rds	382,690,911	22.50	15.00		7.00		59,797,143
575	Dokolo T. C.	152,777,793	3.00	4.60				23,872,204
575	Dokolo CARs	80,853,051						-
575 Total		616,321,754	25.50	19.60	0.00	7.00	0.00	83,669,348
576	Buliisa Dist. Rds	215,197,096						33,625,496
576	Buliisa T. C.	92,714,928						14,487,117
576	Buliisa CARs	59,111,889						-
576 Total		367,023,913	0.00	0.00	0.00	0.00	0.00	48,112,612
577	Maracha Dist. Rds	461,644,534	272.70					72,133,995
577	Maracha T. C.	111,629,062	38.17					17,442,534
577	Maracha CARs	100,548,922						-
577 Total		673,822,519	310.87	0.00	0.00	0.00	0.00	89,576,529
578	Bukedea Dist. Rds	350,321,032	99.00	16.50				54,739,207
578	Bukedea T. C.	233,455,106	15.40	1.37	0.20			36,478,390
578	Bukedea CARs	79,120,977		14.78				-
578 Total		662,897,114	114.40	32.64	0.20	0.00	0.00	91,217,597
579	Bududa Dist. Rds	287,444,489	150.80	11.38				44,914,470
579	Bududa T. C.	86,917,792	24.66	3.50				13,581,288

[Handwritten signature]
22/7/21

Vote	Designated Agency	IPF (UGX) FY 2021/22	Planned Road Maintenance Outputs in Q1 FY 2021/22					Q1 Released
			Routine Manual (Km)	Routine Mechanised (Km)	Periodic (Km)	Culverts (Nos)	Bridges (No.)	
579	Nangako T. C.	39,701,298	29.80	0.00				6,203,503
579	Bushigayi T. C.	39,701,298	16.90	2.83				6,203,503
579	Bududa CARs	84,192,633						-
579 Total		537,957,510	222.16	17.70	0.00	0.00	0.00	70,902,764
580	Lyantonde Dist. Rds	283,344,006						44,273,751
580	Lyantonde T. C.	103,521,338						16,175,666
580	Lyantonde CARs	46,215,144						-
580 Total		433,080,489	0.00	0.00	0.00	0.00	0.00	60,449,417
581	Amudat Dist. Rds	205,241,435						32,069,880
581	Amudat T. C.	101,429,476						15,848,803
581	Amudat CARs	52,406,333						-
581 Total		359,077,244	0.00	0.00	0.00	0.00	0.00	47,918,683
582	Buikwe Dist. Rds	588,370,814	130.00	10.50				91,935,536
582	Buikwe T. C.	127,418,189	14.58	3.80	0.80			19,909,654
582	Nkokonjeru T. C.	141,402,024	3.20	0.26				22,094,690
582	Buikwe CARs	124,590,755						-
582 Total		981,781,782	147.78	14.56	0.80	0.00	0.00	133,939,880
583	Buyende Dist. Rds	437,140,023						68,305,057
583	Buyende T. C.	132,445,917						20,695,259
583	Buyende CARs	97,619,106						-
583 Total		667,205,046	0.00	0.00	0.00	0.00	0.00	89,000,316
584	Kyegegwa Dist. Rds	354,296,695	200.00	36.00		10.00		55,360,422
584	Kyegegwa T. C.	126,255,933	72.90	12.00				19,728,047
584	Kyegegwa CARs	107,374,200						-
584 Total		587,926,828	272.90	48.00	0.00	10.00	0.00	75,088,469
585	Lamwo Dist. Rds	420,789,480						65,750,213
585	Lamwo T. C.	110,538,799						17,272,175
585	Padibe T. C.	87,682,918						13,700,843
585	Lamwo CARs	115,138,853						-
585 Total		734,150,049	0.00	0.00	0.00	0.00	0.00	96,723,231
586	Otuke Dist. Rds	283,553,714						44,306,519
586	Otuke T. C.	116,230,436						18,161,518
586	Otuke CARs	48,080,742						-


22/7/24

Vote	Designated Agency	IPF (UGX) FY 2021/22	Planned Road Maintenance Outputs in Q1 FY 2021/22					Q1 Released
			Routine Manual (Km)	Routine Mechanised (Km)	Periodic (Km)	Culverts (Nos)	Bridges (No.)	
586 Total		447,864,892	0.00	0.00	0.00	0.00	0.00	62,468,037
587	Zombo Dist. Rds	344,613,652						53,847,404
587	Paldha T. C.	175,049,404						27,352,242
587	Zombo T. C.	103,139,673						16,116,029
587	Zombo CARs	81,872,769						-
587 Total		704,675,498	0.00	0.00	0.00	0.00	0.00	97,315,674
588	Alebtong Dist. Rds	402,031,328	83.30	16.00				62,819,169
588	Alebtong T. C.	124,065,306	31.40	3.00	0.25			19,385,751
588	Alebtong CARs	119,644,798						-
588 Total		645,741,432	114.70	19.00	0.25	0.00	0.00	82,204,920
589	Bulambuli Dist. Rds	232,083,006	2.63	25.05	1.63			36,263,994
589	Bulegeni T. C.	94,289,757	5.78	3.75	2.65			14,733,191
589	Muyembe T. C.	125,505,520	2.68	1.75	0.50			19,610,791
589	Buyaga T. C.	39,701,298	1.25	1.25	0.38			6,203,503
589	Bulambuli CARs	61,135,511		11.13				-
589 Total		552,715,094	12.33	42.93	5.16	0.00	0.00	76,811,479
590	Buvuma Dist. Rds	390,536,085						61,022,986
590	Buvuma T. C.	114,307,638						17,861,073
590	Buvuma CARs	72,133,064						-
590 Total		576,976,787	0.00	0.00	0.00	0.00	0.00	78,884,059
591	Gomba Dist. Rds	417,437,249						65,226,412
591	Kanoni T. C.	99,470,896						15,542,766
591	Gomba CARs	90,854,606						-
591 Total		607,762,751	0.00	0.00	0.00	0.00	0.00	80,769,178
592	Kiryandongo Dist. Rds	523,516,715	377.30	13.00				81,801,797
592	Bweyale T. C.	368,898,050	67.90	1.70	1.80			57,641,948
592	Kigumba T. C.	183,087,225	69.47	2.50	1.00			28,608,187
592	Kiryandongo T. C.	155,251,021	42.00	0.80				24,258,657
592	Kiryandongo CARs	119,912,257						-
592 Total		1,350,665,267	556.67	18.00	2.80	0.00	0.00	192,310,588
593	Luuka Dist. Rds	300,248,997	175.58	9.30				46,915,231
593	Luuka T. C.	116,991,747	35.50	3.30	0.00			18,280,477
593	Luuka CARs	115,853,689				30.00		-

[Signature]
22/7/24

Vote	Designated Agency	IPF (UGX) FY 2021/22	Planned Road Maintenance Outputs in Q1 FY 2021/22					Q1 Released
			Routine Manual (Km)	Routine Mechanised (Km)	Periodic (Km)	Culverts (Nos)	Bridges (No.)	
593 Total		533,094,433	211.08	12.60	0.00	30.00	0.00	65,195,707
594	Namayingo Dist. Rds	488,374,778	27.00	12.25	36.00			76,310,714
594	Namayingo T. C.	147,280,529	0.00					23,013,232
594	Namayingo CARs	118,438,039		10.00				-
594 Total		754,093,345	27.00	22.25	36.00	0.00	0.00	99,323,946
595	Ntoroko Dist. Rds	260,345,536						40,680,139
595	Kanara T. C.	99,168,505						15,495,516
595	Karugutu T. C.	116,230,436						18,161,518
595	Kibuuku T. C.	131,931,157						20,614,825
595	Rwebisengo T. C.	118,134,277						18,459,002
595	Ntoroko CARs	57,650,377						-
595 Total		783,460,289	0.00	0.00	0.00	0.00	0.00	113,411,001
596	Serere Dist. Rds	295,039,446						46,101,215
596	Kasilo T. C.	102,948,840						16,086,211
596	Serere T. C.	158,301,698						24,735,339
596	Kadungulu T. C.	39,701,298						6,203,503
596	Kidetok T. C.	39,701,298						6,203,503
596	Serere CARs	112,824,765						-
596 Total		748,517,345	0.00	0.00	0.00	0.00	0.00	99,329,771
597	Kyankwanzi Dist. Rds	300,180,271						46,904,492
597	Butemba T. C.	123,021,239						19,222,611
597	Ntwetwe T. C.	108,026,239						16,879,576
597	Kyankwanzi T. C.	39,701,298						6,203,503
597	Kyankwazi CARs	97,357,247						-
597 Total		668,286,294	0.00	0.00	0.00	0.00	0.00	89,210,183
	Kalungu Dist. Rds	443,926,186						69,365,425
598	Kalungu T. C.	124,865,399						19,510,770
598	Lukaya T. C.	126,767,288						19,807,948
598	Kyamulibwa T. C.	39,701,298						6,203,503
598	Kalungu CARs	87,100,636						-
598 Total		822,360,806	0.00	0.00	0.00	0.00	0.00	114,887,646
599	Lwengo Dist. Rds	439,786,101	187.90	30.20	0.00			68,718,519
599	Kyazanga T. C.	133,626,008	7.20	0.90	0.00			20,879,653

[Handwritten signature]
22/7/20

Vote	Designated Agency	IPF (UGX) FY 2021/22	Planned Road Maintenance Outputs in Q1 FY 2021/22					Q1 Released
			Routine Manual (Km)	Routine Mechanised (Km)	Periodic (Km)	Culverts (Nos)	Bridges (No.)	
599	Lwengo T. C.	107,011,760	4.50	6.00	0.00			16,721,060
599	Lwengo CARs	99,019,028	195.07	0.00	0.00			-
599 Total		779,442,896	394.67	37.10	0.00	0.00	0.00	106,319,232
600	Bukomansimbi Dist. Rds	356,231,493		15.50				55,662,743
600	Bukomansimbi T. C.	112,942,942		2.00				17,647,833
600	Bukomansimbi CARs	76,314,988						-
600 Total		545,489,424	0.00	17.50	0.00	0.00	0.00	73,310,576
601	Mitooma Dist. Rds	345,212,490						53,940,975
601	Kashensero T. C.	98,794,447						15,437,068
601	Mitooma T. C.	100,336,056						15,677,952
601	Mitooma CARs	104,622,527						-
601 Total		648,965,520	0.00	0.00	0.00	0.00	0.00	85,055,994
602	Rubirizi Dist. Rds	290,437,607	28.00	9.00	0.00			45,382,158
602	Katerera T. C.	91,995,679	7.00		1.00			14,374,731
602	Rubirizi T. C.	91,440,127	25.00		1.00			14,287,923
602	Rubirizi CARs	64,229,448						-
602 Total		538,102,862	60.00	9.00	2.00	0.00	0.00	74,044,812
603	Ngora Dist. Rds	314,266,820						49,105,577
603	Ngora T. C.	91,366,000						14,276,341
603	Ngora CARs	75,563,193						-
603 Total		481,196,014	0.00	0.00	0.00	0.00	0.00	63,381,918
604	Napak Dist. Rds	323,178,076	16.48	4.35	0.64			50,498,000
604	Lorengecora T. C.	99,207,741	1.90	0.00	0.63			15,501,647
604	Napak CARs	65,331,178	0.00	0.00	0.00			-
604 Total		487,716,995	18.38	4.35	1.27	0.00	0.00	65,999,648
605	Kibuuku Dist. Rds	314,266,820	89.30					49,105,577
605	Kibuku T. C.	99,017,309						15,471,891
605	Kibuuku CARs	73,520,989						-
605 Total		486,805,118	89.30	0.00	0.00	0.00	0.00	64,577,469
606	Nwoya Dist. Rds	325,930,363						50,928,057
606	Anaka T. C.	92,680,623						14,481,756
606	Nwoya CARs	59,859,149						-
606 Total		478,470,135	0.00	0.00	0.00	0.00	0.00	65,409,814

[Signature]
22/7/24

Vote	Designated Agency	IPF (UGX) FY 2021/22	Planned Road Maintenance Outputs in Q1 FY 2021/22					Q1 Released
			Routine Manual (Km)	Routine Mechanised (Km)	Periodic (Km)	Culverts (Nos)	Bridges (No.)	
607	Kole Dist. Rds	319,804,385	49.20	22.50	5.50			49,970,846
607	Ayer T. C.	86,590,611	9.00	1.35	0.45	21.00		13,530,165
607	Kole CARs	106,935,659						-
607 Total		513,330,655	58.20	23.85	5.95	21.00	0.00	63,501,011
608	Butambala Dist. Rds	294,586,787						46,030,485
608	Gombe T. C.	148,157,103						23,150,201
608	Butambala CARs	54,154,824						-
608 Total		496,898,714	0.00	0.00	0.00	0.00	0.00	69,180,686
609	Sheema Dist. Rds	438,017,099	0.00	33.00				68,442,104
609	Bugonji T. C.	110,538,799	0.00	14.50	6.00			17,272,175
609	Kakindo T. C.	39,701,298	5.50	10.00				6,203,503
609	Shuuku T. C.	44,538,712	5.00	3.00				6,959,370
609	Kitagata T. C.	39,701,298	7.00	7.20				6,203,503
609	Masheruka T. C.	39,701,298		6.00				6,203,503
609	Sheema CARs	94,277,527						-
609 Total		806,476,032	17.50	73.70	6.00	0.00	0.00	111,284,159
610	Buhweju Dist. Rds	227,110,060	240.00	12.00		12.00		35,486,949
610	Nsiika T. C.	96,820,037	0.00	1.00		0.00		15,128,558
610	Kashenyi- Kajani T. C.	39,701,298		4.00				6,203,503
610	Buhweju CARs	60,672,994						-
610 Total		424,304,389	240.00	17.00	0.00	12.00	0.00	56,819,010
611	Agago Dist. Rds	574,228,279						89,725,702
611	Kalongo T. C.	127,187,877						19,873,667
611	Lokole T. C.	121,008,099						18,908,049
611	Patongo T. C.	104,476,660						16,324,939
611	Agago CARs	114,821,129						-
611 Total		1,041,722,043	0.00	0.00	0.00	0.00	0.00	144,832,358
612	Kween Dist. Rds	242,531,370						37,896,597
612	Binyiny T. C.	94,011,842						14,689,765
612	Kapraron T. C.	39,701,298						6,203,503
612	Kween CARs	55,893,289						-
612 Total		432,137,800	0.00	0.00				58,789,865
613	Kagadi Dist. Rds	432,179,445						67,529,945

[Handwritten Signature]
22/7/24

Vote	Designated Agency	IPF (UGX) FY 2021/22	Planned Road Maintenance Outputs in Q1 FY 2021/22					Q1 Released
			Routine Manual (Km)	Routine Mechanised (Km)	Periodic (Km)	Culverts (Nos)	Bridges (No.)	
613	Kagadi T. C.	137,870,664						21,542,900
613	Muhoro T. C.	121,822,879						19,035,362
613	Mabaale T. C.	39,701,298						6,203,503
613	Kagadi CARs	101,040,880						-
613 Total		832,615,166	0.00	0.00	0.00	0.00	0.00	114,311,710
614	Kakumiro Dist. Rds	409,540,129	192.90	8.00				63,992,452
614	Kakumiro T. C.	113,903,689	38.00	0.00				17,797,954
614	Kisilira T. C.	104,948,402	42.20	0.00				16,398,651
614	Kakumiro CARs	92,912,496						-
614 Total		721,304,716	273.10	8.00	0.00	0.00	0.00	98,189,057
615	Oromo Dist. Rds	287,506,724						44,924,194
615	Oromo T. C.	39,701,298						6,203,503
615	Oromo CARs	49,389,815						-
615 Total		376,597,837	0.00	0.00	0.00	0.00	0.00	51,127,697
616	Rubanda Dist. Rds	405,130,299	2.70	5.40	3.00			63,303,397
616	Hamurwa T. C.	91,354,196	0.00	0.90	0.00			14,274,496
616	Rubanda T. C.	39,701,298	0.00	5.10	0.00			6,203,503
616	Rubanda CARs	91,327,871	0.00	0.00	0.00			-
616 Total		627,513,664	2.70	11.40	3.00	0.00	0.00	83,781,396
617	Namisindwa Dist. Rds	351,080,602						54,857,893
617	Lwakhakha T. C.	101,013,904						15,783,868
617	Magale T. C.	39,701,298						6,203,503
617	Namisindwa T. C.	39,701,298						6,203,503
617	Namisindwa CARs	102,918,820						-
617 Total		634,415,923	0.00	0.00	0.00	0.00	0.00	83,048,767
618	Pakwach Dist. Rds	288,771,487	66.90	8.00	0.00			45,121,819
618	Pakwach T. C.	146,298,894	4.00	1.00	0.00			22,859,848
618	Pakwach CARs	59,105,137	53.31	0.00	0.00			-
618 Total		494,175,518	124.21	9.00	0.00	0.00	0.00	67,981,667
619	Butebo Dist. Rds	228,934,840	160.00	5.00		7.00		35,772,079
619	Butebo T. C.	39,701,298	0.00	5.00				6,203,503
619	Butebo CARs	47,464,412						-
619 Total		316,100,550	160.00	10.00	0.00	7.00	0.00	41,975,582

[Handwritten signature]
22/9/24

Vote	Designated Agency	IPF (UGX) FY 2021/22	Planned Road Maintenance Outputs in Q1 FY 2021/22'					Q1 Released
			Routine Manual (Km)	Routine Mechanised (Km)	Periodic (Km)	Culverts (Nos)	Bridges (No.)	
620	Rukiga Dist. Rds	164,709,034		15.00				25,736,513
620	Muhanga T. C.	98,048,081	6.10	13.00				15,320,445
620	Rukiga T. C.	39,701,298		5.00				6,203,503
620	Rukiga CARs	25,958,280						-
620 Total		328,416,693	6.10	33.00	0.00	0.00	0.00	47,260,462
621	Kyotera Dist. Rds	487,513,275	222.60	22.93				76,176,100
621	Kalisizo T. C.	450,234,696	2.25	2.00				70,351,158
621	Kyotera T. C.	345,164,881	0.63					53,933,536
621	Kyotera CARs	126,541,653						-
621 Total		1,409,454,504	225.48	24.93	0.00	0.00	0.00	200,460,794
622	Bunyangabu Dist. Rds	294,339,050	237.90	0.00				45,991,775
622	Kiblito T. C.	109,060,010	33.60	2.00				17,041,108
622	Rubona T. C.	101,781,474	20.10	0.50				15,903,804
622	Rwimi T. C.	120,407,524	30.90	2.00				18,814,207
622	Kyamukuba T. C.	39,701,298	18.80	1.50				6,203,503
622	Buheesi T. C.	39,701,298	27.70					6,203,503
622	Bunyangabu CARs	59,348,256						-
622 Total		764,338,909	369.00	6.00	0.00	0.00	0.00	110,157,900
623	Nabilatuk Dist. Rds	227,325,583	2.50		2.50			35,520,625
623	Nabilatuk T. C.	39,701,298			1.38			6,203,503
623	Nabilatuk CARs	49,423,555						-
623 Total		316,450,437	2.50	0.00	3.88	0.00	0.00	41,724,128
624	Bugweri Dist. Rds	203,940,040						31,866,531
624	Busematya T. C.	128,877,863						20,137,735
624	Bugweri T. C.	39,701,298						6,203,503
624	Bugweri CARs	63,306,955						-
624 Total		435,826,156	0.00	0.00	0.00	0.00	0.00	58,207,769
625	Kassanda Dist. Rds	449,738,587						70,273,639
625	Kassanda T. C.	39,701,298			0.00			6,203,503
625	Kassanda CARs	70,555,030						-
625 Total		559,994,915	0.00	0.00	0.00	0.00	0.00	76,477,142
626	Kwanja Dist. Rds	325,975,473	33.00	0.00	23.50			50,935,106
626	Aduku T. C.	111,324,518	10.13	1.80				17,394,947

Handwritten signature and date: 22/7/21

Vote	Designated Agency	IPF (UGX) FY 2021/22	Planned Road Maintenance Outputs in Q1 FY 2021/22					Q1 Released
			Routine Manual (Km)	Routine Mechanised (Km)	Periodic (Km)	Culverts (Nos)	Bridges (No.)	
626	Kwania CARs	51,441,443						-
626 Total		488,741,434	43.13	1.80	23.50	0.00	0.00	68,330,053
627	Kapelebyong Dist. Rds	179,387,673	86.00	0.00	0.00	0.00	0.00	28,030,115
627	Kapelebyong T. C.	39,701,298	0.00	0.00	0.00	0.00	0.00	6,203,503
627	Kapelebyong CARs	30,561,258	0.00	0.00	0.00	0.00	0.00	-
627 Total		249,650,230	86.00	0.00	0.00	0.00	0.00	34,233,618
628	Kikuube Dist. Rds	410,808,438						64,190,631
628	Kikuube T. C.	39,701,298						6,203,503
628	Buhimba T. C.	39,701,298						6,203,503
628	Kikuube CARs	65,083,817						-
628 Total		555,294,852	0.00	0.00	0.00	0.00	0.00	76,597,637
629	Obongi Dist. Rds	193,825,042	113.00	2.25	0.00	0.00	0.00	30,286,018
629	Obongi T. C.	39,701,298	14.93	4.31	0.00	0.00	0.00	6,203,503
629	Obongi CARs	55,904,298	0.00	0.00	0.00	0.00	0.00	-
629 Total		289,430,638	127.93	6.56	0.00	0.00	0.00	36,489,521
630	Kazo Dist. Rds	296,525,812						46,333,467
630	Kazo T. C.	122,953,462						19,212,021
630	Kazo CARs	76,828,876						-
630 Total		496,308,150	0.00	0.00	0.00	0.00	0.00	65,545,487
631	Rwampara Dist. Rds	238,417,769		14.00		42.00		37,253,828
631	Kinoni T. C.	39,701,298						6,203,503
631	Rwampara CARs	39,622,029		0.00				-
631 Total		317,741,096	0.00	14.00	0.00	42.00	0.00	43,457,331
632	Kitagwenda Dist. Rds	156,123,866						24,395,043
632	Ntara- Kichwamba T. C.	39,701,298						6,203,503
632	Kitagwenda CARs	47,551,135						-
632 Total		243,376,300	0.00	0.00	0.00	0.00	0.00	30,598,546
633	Madi-Okollo Dist. Rds	179,269,307						28,011,620
633	Inde T. C.	39,701,298						6,203,503
633	Madi-Okollo CARs	46,420,334						-
633 Total		265,390,940	0.00	0.00	0.00	0.00	0.00	34,215,123
634	Karenga Dist. Rds	153,761,910						24,025,977
634	Karenga T. C.	39,701,298						6,203,503
634	Karenga CARs	32,408,535						-
634 Total		225,871,743	0.00	0.00	0.00	0.00	0.00	30,229,480
635	Kalaki Dist. Rds	146,564,672						22,901,377
635	Kalaki T. C.	39,701,298						6,203,503

Handwritten signature and date: 22/7/24.

Vote	Designated Agency	IPF (UGX) FY 2021/22	Planned Road Maintenance Outputs in Q1 FY 2021/22					Q1 Released
			Routine Manual (Km)	Routine Mechanised (Km)	Periodic (Km)	Culverts (Nos)	Bridges (No.)	
635	Kalaki CARs	53,916,978						
635 Total		240,182,949	0.00	0.00	0.00	0.00	0.00	29,104,880
636	Terego Dist. Rds	377,077,240	20.80	6.00				58,919,983
636	Leju T. C.	39,701,298	20.80	6.00				6,203,503
636	Terego CARs	94,128,359						
636 Total		510,906,897	20.80	6.00	0.00	0.00	0.00	65,123,486
Grand Total		92,680,042,521	11,040.24	1,451.10	225.02	727.00	1.00	12,432,403,737

[Handwritten Signature] 22/7/22

Road Maintenance Outputs and Funds


Released to Cities and Municipal Councils for Qtr 1 FY 2021/22

Table B.2 : Releases of Funds to Cities and Municipalities for

Vote No.	Designated Agency	IPF (UGX) FY 2021/22	Planned Road Maintenance Outputs in Q1 FY 2021/22					Q1 Released (UGX)
			Routine Manual (Km)	Routine Mechanised (Km)	Periodic (Km)	Culverts (Lines)	Bridges (No.)	
Cities								
751	Arua MC	947,155,378						147,997,207
751 Total		947,155,378	0.00	0.00	0.00	0.00	0.00	147,997,207
753	FortPortal MC	819,436,285	22.99	16.03	61.10	60.00		128,040,535
753 Total		819,436,285	22.99	16.03	61.10	60.00	0.00	128,040,535
754	Gulu MC	1,299,621,599						203,071,609
754 Total		1,299,621,599	0.00	0.00	0.00	0.00	0.00	203,071,609
755	Jinja MC	1,159,596,323	62.00	25.00	0.80			181,192,042
755 Total		1,159,596,323	62.00	25.00	0.80	0.00	0.00	181,192,042
759	Masaka MC	1,012,331,246						158,181,224
759 Total		1,012,331,246	0.00	0.00	0.00	0.00	0.00	158,181,224
760	Mbale MC	1,064,375,686	10.00		0.25			166,313,397
760 Total		1,064,375,686	10.00	0.00	0.25	0.00	0.00	166,313,397
761	Mbarara MC	1,230,210,291	167.70	33.90	0.00			192,225,786
761 Total		1,230,210,291	167.70	33.90	0.00	0.00	0.00	192,225,786
758	Lira MC	996,867,445						155,764,937
758 Total		996,867,445	0.00	0.00	0.00	0.00	0.00	155,764,937
763	Soroti MC	901,602,438						140,879,359
763 Total		901,602,438	0.00	0.00	0.00	0.00	0.00	140,879,359
771	Hoima MC	595,090,267	39.12					92,985,480
771 Total		595,090,267	39.12	0.00	0.00	0.00	0.00	92,985,480

[Handwritten Signature]
22/7/22

Vote No.	Designated Agency	IPF (UGX) FY 2021/22	Planned Road Maintenance Outputs in Q1 FY 2021/22					Q1 Released (UGX)
			Routine Manual (Km)	Routine Mechanised (Km)	Periodic (Km)	Culverts (Lines)	Bridges (No.)	
Grand Total Cities (10nos)		10,026,286,958	302	75	62	60	1,566,651,576	
Municipalities								
752	Entebbe MC	1,342,181,471					209,721,777	
752 Total		1,342,181,471	0.00	0.00	0.00	0.00	209,721,777	
757	Kabale MC	766,784,998	26.22	6.60			119,813,539	
751 Total		766,784,998	26.22	6.60	0.00	0.00	119,813,539	
762	Moroto MC	419,952,676	56.81	0.00	0.36	0.00	65,619,459	
762 Total		419,952,676	56.81	0.00	0.36	0.00	65,619,459	
764	Tororo MC	530,031,385					82,819,743	
764 Total		530,031,385	0.00	0.00	0.00	0.00	82,819,743	
770	Kasese MC	802,156,076					125,340,426	
770 Total		802,156,076	0.00	0.00	0.00	0.00	125,340,426	
772	Mukono MC	1,032,366,658					161,311,845	
772 Total		1,032,366,658	0.00	0.00	0.00	0.00	161,311,845	
773	Iganga MC	670,826,762	47.18	11.74	1.10	0.00	104,819,641	
773 Total		670,826,762	47.18	11.74	1.10	0.00	104,819,641	
774	Masindi MC	551,108,886	218.70	7.30	0.93		86,113,195	
774 Total		551,108,886	218.70	7.30	0.93	0.00	86,113,195	
775	Ntungamo MC	474,662,004	31.26	0.00	1.20		74,168,033	
775 Total		474,662,004	31.26	0.00	1.20	0.00	74,168,033	
776	Busia MC	549,347,216	10.90	1.30			85,837,926	
776 Total		549,347,216	10.90	1.30	0.00	0.00	85,837,926	
777	Ishaka MC	673,951,107					105,307,834	


22/7/21

Vote No.	Designated Agency	IPF (UGX) FY 2021/22	Planned Road Maintenance Outputs in Q1 FY 2021/22					Q1 Released (UGX)
			Routine Manual (Km)	Routine Mechanised (Km)	Periodic (Km)	Culverts (Lines)	Bridges (No.)	
777 Total		673,951,107	0.00	0.00	0.00	0.00	0.00	105,307,834
778	Rukungiri MC	534,933,870	29.03	29.83	0.00	0.00	0.00	83,585,777
778 Total		534,933,870	29.03	29.83	0.00	0.00	0.00	83,585,777
779	Nansana MC	1,866,065,709						291,581,001
754 Total		1,866,065,709	0.00	0.00	0.00	0.00	0.00	291,581,001
780	Makindye Ssabagabo MC	1,210,072,960						189,079,239
755 Total		1,210,072,960	0.00	0.00	0.00	0.00	0.00	189,079,239
781	Kira MC	1,876,700,772	47.00	49.00	0.20	3.00	0.00	293,242,776
751 Total		1,876,700,772	47.00	49.00	0.20	3.00	0.00	293,242,776
782	Kisoro MC	399,917,226	7.95	12.37	0.00	0.00	0.00	62,488,831
758 Total		399,917,226	7.95	12.37	0.00	0.00	0.00	62,488,831
783	Mityana MC	505,419,958						78,974,098
759 Total		505,419,958	0.00	0.00	0.00	0.00	0.00	78,974,098
784	Kitgum MC	608,123,107						95,021,919
760 Total		608,123,107	0.00	0.00	0.00	0.00	0.00	95,021,919
785	Kaboko MC	451,992,245	82.00	0.00	0.30	5.00		70,625,783
761 Total		451,992,245	82.00	0.00	0.30	5.00	0.00	70,625,783
786	Mubende MC	469,517,944	23.35	5.84	0.00			73,364,250
762 Total		469,517,944	23.35	5.84	0.00	0.00	0.00	73,364,250
787	Kumi MC	376,832,336	60.00	5.70	0.00	0.00	0.00	58,881,715
763 Total		376,832,336	60.00	5.70	0.00	0.00	0.00	58,881,715
788	Lugazi MC	483,982,149	30.00	5.30				75,624,346
764 Total		483,982,149	30.00	5.30	0.00	0.00	0.00	75,624,346
789	Kamuli MC	376,946,590						58,899,568

Vote No.	Designated Agency	IPF (UGX) FY 2021/22	Planned Road Maintenance Outputs in Q1 FY 2021/22					Q1 Released (UGX)
			Routine Manual (Km)	Routine Mechanised (Km)	Periodic (Km)	Culverts (Lines)	Bridges (No.)	
770 Total		376,946,590	0.00	0.00	0.00	0.00	0.00	58,899,568
790	Kapchorwa MC	372,045,156						58,133,697
771 Total		372,045,156	0.00	0.00	0.00	0.00	0.00	58,133,697
791	Ibanda MC	441,125,664	20.40		0.30			68,927,831
772 Total		441,125,664	20.40	0.00	0.30	0.00	0.00	68,927,831
792	Njeru MC	709,336,904	28.00	0.00	10.25	0.00	0.00	110,837,021
773 Total		709,336,904	28.00	0.00	10.25	0.00	0.00	110,837,021
793	Apac MC	372,237,498	36.57	8.00	0.00			58,163,751
774 Total		372,237,498	36.57	8.00	0.00	0.00	0.00	58,163,751
794	Nebbi MC	412,362,118	40.56	4.86	1.37			64,433,400
775 Total		412,362,118	40.56	4.86	1.37	0.00	0.00	64,433,400
795	Bugiri MC	389,482,973						60,858,433
776 Total		389,482,973	0.00	0.00	0.00	0.00	0.00	60,858,433
796	Sheema MC	606,578,162	156.08	47.40	12.50	0.00	0.00	94,780,514
777 Total		606,578,162	156.08	47.40	12.50	0.00	0.00	94,780,514
797	Kotido MC	354,113,595	7.01	2.40	0.31	0.00	0.00	55,331,812
778 Total		354,113,595	7.01	2.40	0.31	0.00	0.00	55,331,812
	Grand Total MCs (33)	20,631,156,175	959	198	29	8	0	3,223,709,183

[Signature]
22/1/24